



SPT-28



Transportable vehicle weighing system



SOCIETA' COOPERATIVA
BILANCIALI
Strumenti e Tecnologie per Pesare

model SPT-28

Modular surface mounted weighbridge for weighing road vehicles of up to 80 tons.

PATENTED TRANSPORTABLE VEHICLE WEIGHING SYSTEM

The deck system incorporates hinges that allow half-panel rotation so that the weighbridge can be easily transported FULLY ASSEMBLED - COMPLETE WITH ALL ITS COMPONENT PARTS, INCLUDING THE LOAD CELLS.

This unique solution facilitates fast installation and allows the weighbridge to be easily moved to another site as required.

BEING ONLY 28.5 CM HIGH, the SPT-28 is the ideal solution for surface mounted installations where ramp space is restricted.

The measuring chain is made up of a number of digital stainless steel compression load cells and electronic terminal for weight and ancillary data display. Optional peripheral accessories complete the weighing system.

CLOSING SEQUENCE



PRODUCT ADVANTAGES

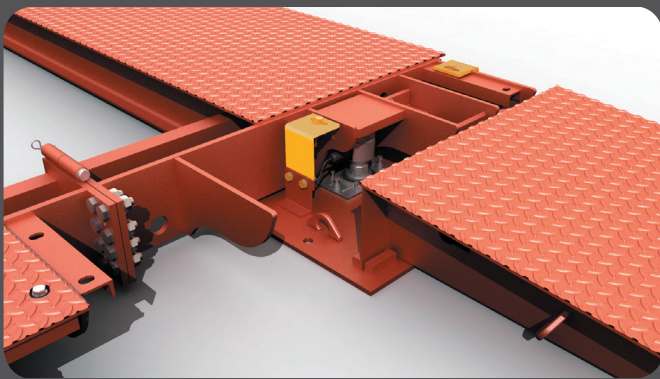
- Modular metal structure
- Very low height
- High resistance to corrosive elements
- Easy-to-move weighbridge
- Fast installation
- Possibility of subsequently changing the weighbridge length
- Simple and quick metal structure maintenance
- High resale value of used weighbridge
- SPT-28 with digital load cells
- Real-time self-diagnosis of the individual system components
- MULTIRANGE VERSION to achieve the most advantageous minimum weight division in relation to the capacity
- 5-YEAR WARRANTY

RECOMMENDED APPLICATIONS

- Surface mounted low-height installation with metal or compacted aggregate ramps
- Temporary installation (construction sites, quarries, ports & terminals, etc.).

SPECIFIC ACCESSORIES

- Hot-galvanised metal structure (450°C)
- Metal structure in personalised colour
- Side rails for installation on the weighbridge
- Side rails for installation on the ground
- Frame for compacted aggregate ramps
- Galvanised central walkway grille
- Pair of metal ramps
- Electronic terminals and printers
- Electronic peripheral accessories
- Anti-rodent cable kit (for digital load cells)
- Di-link for wireless connections
- Energy kit for installation with solar panels
- Multi-range version



LOAD CELL UNIT LOCKING SYSTEM
used during transport - simple to remove to put the load cell into operation


SELF- CENTRING LOAD CELL SUPPORTS in stainless steel to eliminate any source of damage from transverse forces.

ELECTRICAL LOAD CELL PROTECTION DEVICE to electrically isolate the load cell, thereby protecting against overvoltage and considerably reducing the risk of damage from atmospheric discharges.

JUNCTION BOX for load cell connections, incorporating electronic circuit for overvoltage protection (e.g. lightning).
IP68 stainless steel enclosure

LONGITUDINAL BEAMS specifically dimensioned to maintain the long term strength and precision of the weighing system.

The shot blasting pre-treatment and subsequent red oxide anti-rust coating applied to all the metal parts of the weighbridge ensure maximum protection against oxidation.

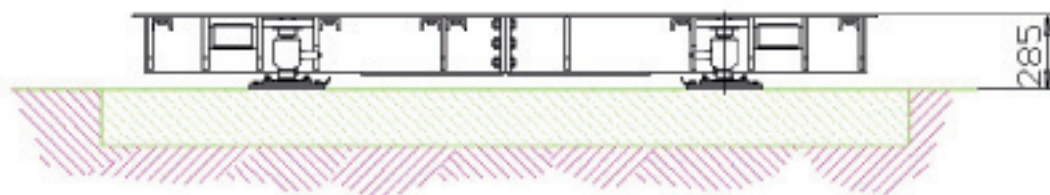


ADJUSTABLE OSCILLATION-LIMITING BUFFERS made of shockproof material ensure the correct mechanical clearance is maintained under any temperature condition (thermal expansion)

STANDARD FEATURES AND DIMENSIONS

Models available	Platform length (m)	Platform width (m)	Number of DIGITAL load cells	Max. capacity (t)	Divisions (kg)
SPT-28 63 4	6,046	3	4	0 to 20 20 to 40	5 10
SPT-28 93 4	9,560	3	6	0 to 20 20 to 40	5 10
SPT-28 123 4	12,440	3	8	0 to 20 20 to 40	5 10
SPT-28 123 5	12,440	3	8	0 to 30 30 to 50	10 20
SPT-28 143 6	14,000	3	8	0 to 40 40 to 60	10 20
SPT-28 143 8	14,000	3	8	0 to 40 40 to 80	10 20
SPT-28 183 6	18,000	3	8	0 to 40 40 to 60	10 20

IMPORTANT: SPECIAL DIMENSIONS AND CAPACITIES ON REQUEST



SURFACE MOUNT

